

PLAS 2083 B ~ LUMSDEN CROWN


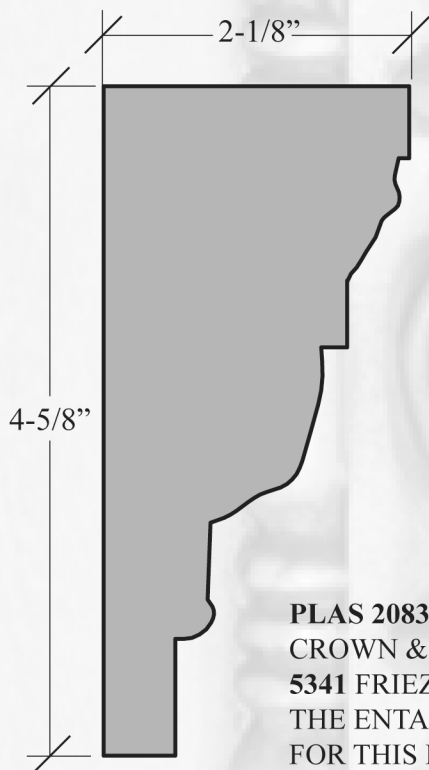



PHOTO SCALE: 1/2" = 1"



PLAS 2083 B
CROWN & RMF
5341 FRIEZE CREATE
THE ENTABLATURE
FOR THIS DOOR CASING

PROFILE
SCALE: 3/4" = 1"



PLAS 2083 B

**LUMSDEN
CROWN**

2-1/8" PROJECTION
4-5/8" HEIGHT
90-3/4" LENGTH
7" REPEAT

22 LBS. PER LENGTH
91-1/4" SHIPPING LENGTH

CAN BE USED AS A FRIEZE BAND