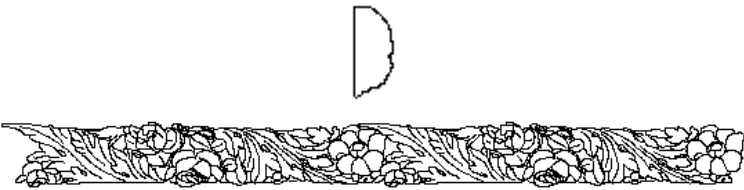
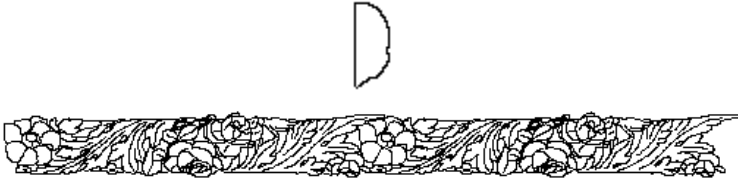

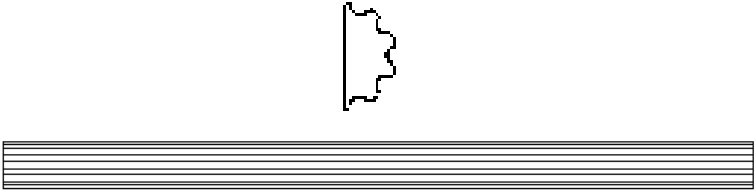
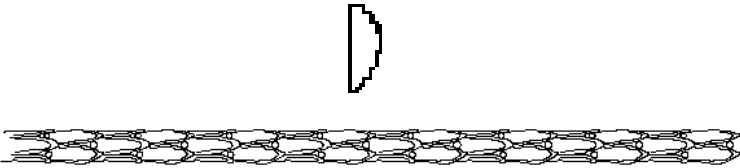
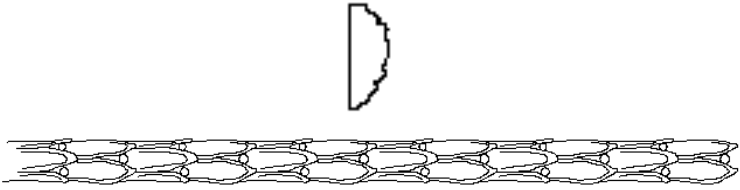
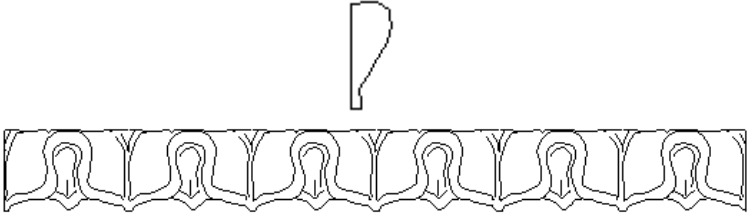
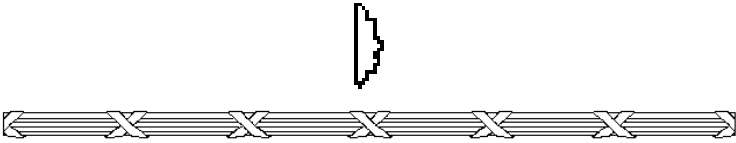
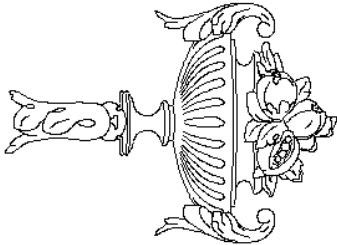

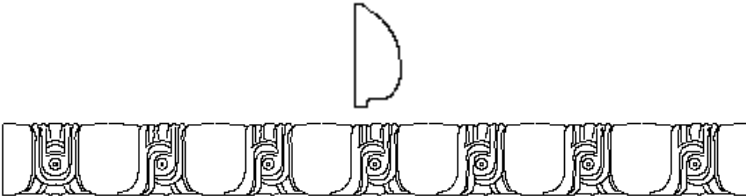

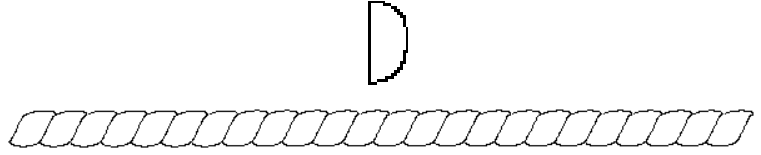



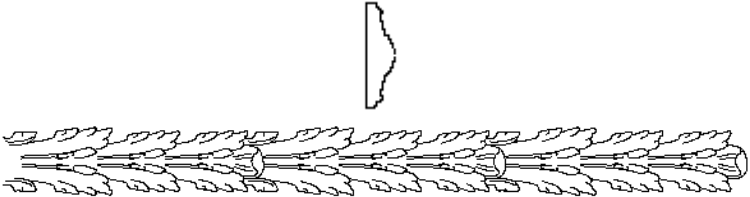
PR MOLD #	PICTURE	LEN.	WIDTH	DEP.	UNIT	WEIGHT
PR 39		94"	1-5/8"	5/8"	EACH	
PR 151		94"	1"	3/8"	EACH	
PR 176L		94"	1-1/2"	5/8"	EACH	

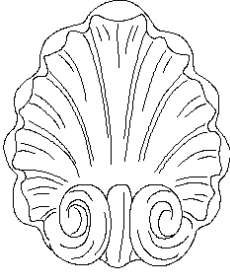

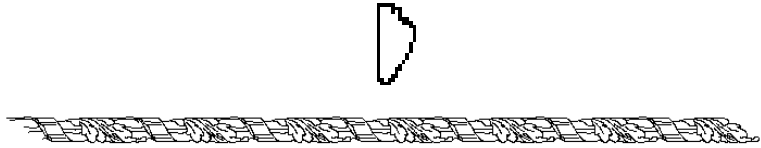
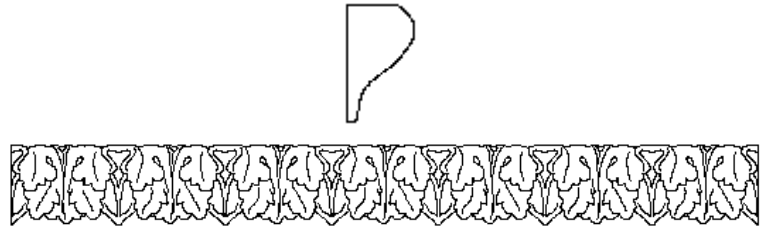
PR MOLD #	PICTURE	LEN.	WIDTH	DEP.	UNIT	WEIGHT
PR 176R		94"	1-1/2"	5/8"	EACH	
PR 197 Cor		4-1/2"	4"	3/8"	EACH	
PR 197 Lin		94"	5/8"	5/16"	EACH	
PR 268 A		94"	11/16"	3/16"	EACH	


PR MOLD #	PICTURE	LEN.	WIDTH	DEP.	UNIT	WEIGHT
PR 268 B		94"	7/8"	5/16"	EACH	0.4 LBS
PR 288		94"	3/4"	5/16"	EACH	
PR 300		94"	3/4"	1/4"	EACH	
PR 346		94"	1-11/16"	3/16"	EACH	

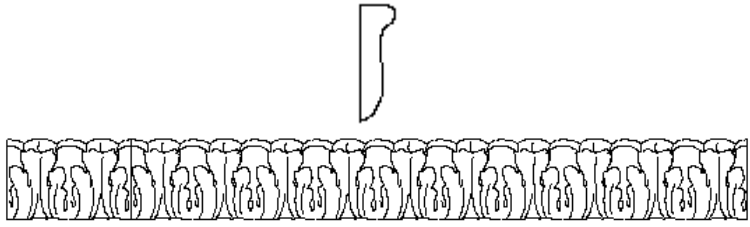


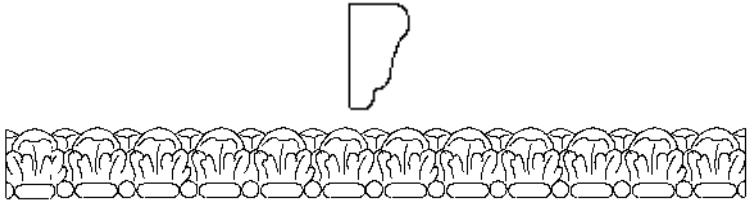
PR MOLD #	PICTURE	LEN.	WIDTH	DEP.	UNIT	WEIGHT
PR 348		8-3/4"	6-1/4"	5/8"	EACH	
PR 359		7"	7"	1/2"	EACH	
PR 367		94"	7/8"	7/16"	EACH	
PR 372		5"	7"	3/4"	EACH	

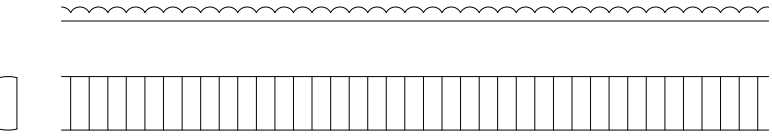
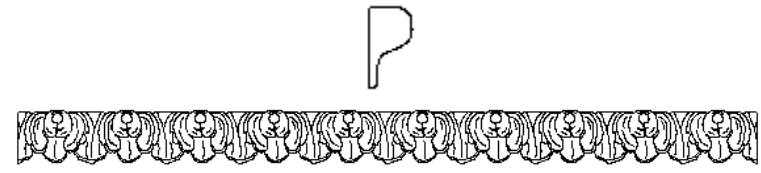
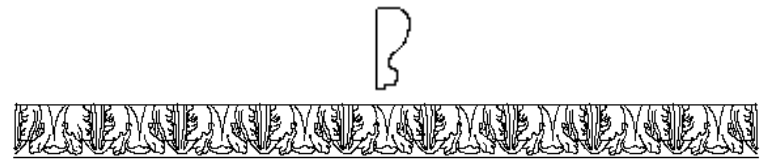
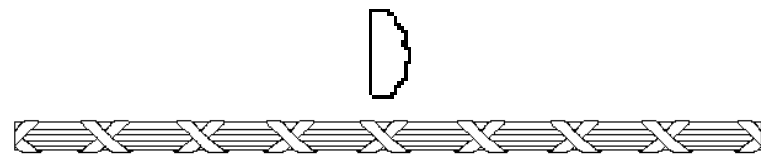
PR MOLD #	PICTURE	LEN.	WIDTH	DEP.	UNIT	WEIGHT
PR 373		94"	1-5/16"	3/4"	EACH	
PR 387		94"	1-1/2"	3/4"	EACH	
PR 436		94"	3/4"	5/16"	EACH	
PR 450		94"	3/4"	3/8"	EACH	

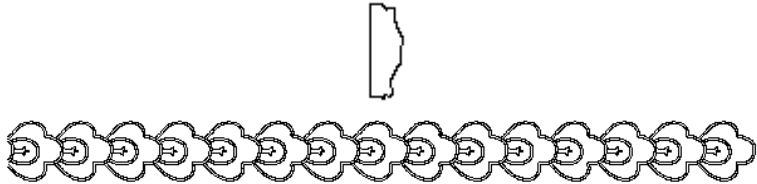


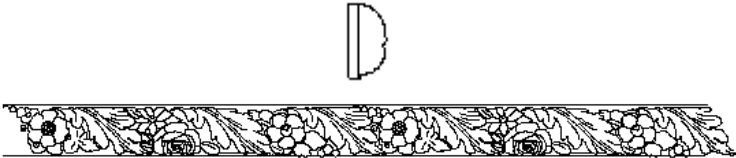
PR MOLD #	PICTURE	LEN.	WIDTH	DEP.	UNIT	WEIGHT
PR 536		94"	1-1/16"	3/16"	EACH	
PR 538		94"	1-1/2"	3/8"	EACH	
PR 614		94"	7/8"	3/4"	EACH	
PR 657		94"	1/2"	7/16"	EACH	





PR MOLD #	PICTURE	LEN.	WIDTH	DEP.	UNIT	WEIGHT
PR 714		5"	4"	3/4"	EACH	
PR 766		94"	9/16"	5/16"	EACH	
PR 779		94"	5/8"	5/16"	EACH	
PR 783		94"	1"	1/2"	EACH	

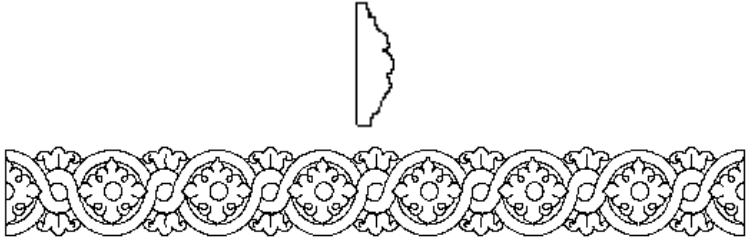
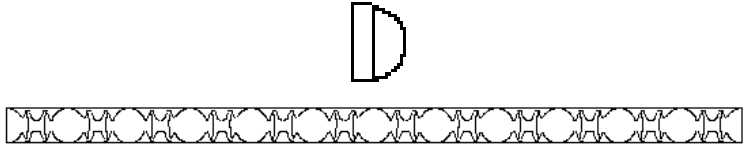
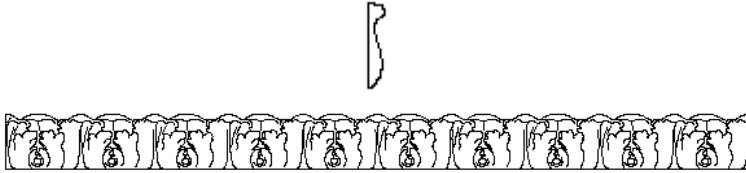
PR MOLD #	PICTURE	LEN.	WIDTH	DEP.	UNIT	WEIGHT
PR 786 Cor		3-1/2"	5"		EACH	
PR 786 Lin		94"	11/16"	1/4"	EACH	
PR 787		94"	7/8"	1/8"	EACH	
PR 800		94"	1-3/4"	3/8"	EACH	

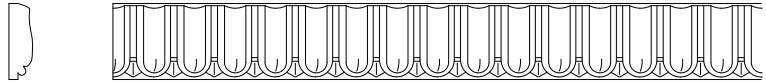



PR MOLD #	PICTURE	LEN.	WIDTH	DEP.	UNIT	WEIGHT
PR 916	 <p>The image shows a vertical profile of a mould with a concave top and a flat bottom. Below it is a horizontal pattern consisting of a series of repeating, rounded, shell-like motifs.</p>	94"	1-11/16"	1/2"	EACH	
PR 922	 <p>The image shows a vertical profile of a mould with a decorative, scalloped top edge and a flat bottom. Below it is a horizontal pattern featuring a repeating floral and scrollwork design.</p>	94"	2-1/2"	3/8"	EACH	
PR 923	 <p>The image shows a vertical profile of a mould with a concave top and a flat bottom. Below it is a horizontal pattern consisting of a series of repeating, rounded, shell-like motifs.</p>	94"	3/4"	5/16"	EACH	
PR 930	 <p>The image shows a vertical profile of a mould with a concave top and a flat bottom. Below it is a horizontal pattern consisting of a series of repeating, rounded, shell-like motifs.</p>	94"	7/8"	1/2"	EACH	

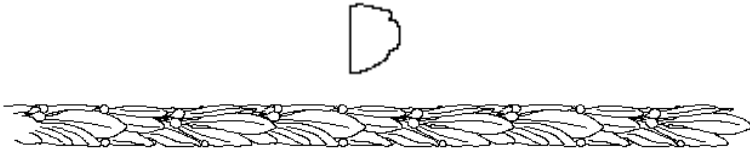
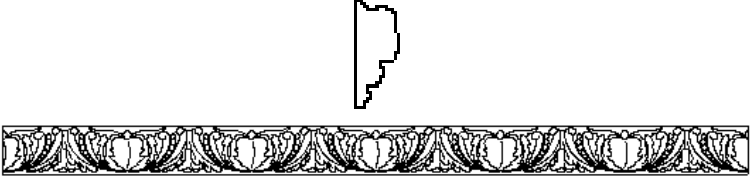
PR MOLD #	PICTURE	LEN.	WIDTH	DEP.	UNIT	WEIGHT
PR 957		94"	3/4"	1/4"	EACH	
PR 975		94"	1-1/8"	1/2"	EACH	
PR 999		94"	7/8"	3/8"	EACH	
PR 1030		94"	9/16"	1/4"	EACH	


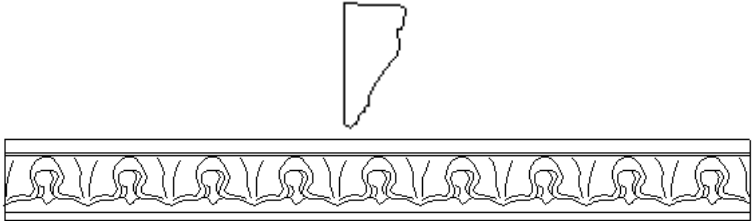
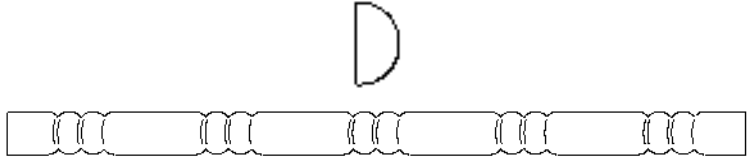
PR MOLD #	PICTURE	LEN.	WIDTH	DEP.	UNIT	WEIGHT
PR 1060		94"	1"	5/16"	EACH	
PR 1065 L/R		9-1/2"	5-1/4"	5/8"	PAIR	
PR 1156		5"	5-1/2"	5/8"	EACH	0.0 LBS
PR 1165		94"	7/8"	7/16"	EACH	

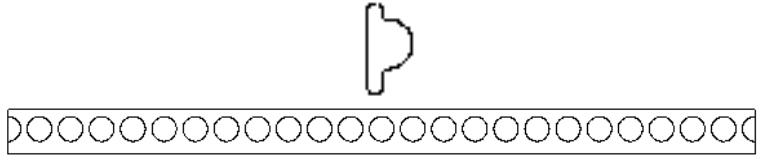

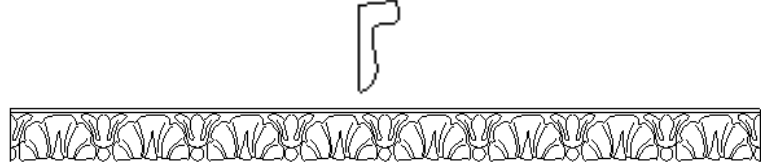
PR MOLD #	PICTURE	LEN.	WIDTH	DEP.	UNIT	WEIGHT
PR 1180		94"	1-1/4"	1/4"	EACH	
PR 1183		8-1/2"	6-1/2"	3/4"	EACH	
PR 1190		94"	1-5/16"	1/2"	EACH	
PR 1364		94"	1-7/8"	3/8"	EACH	



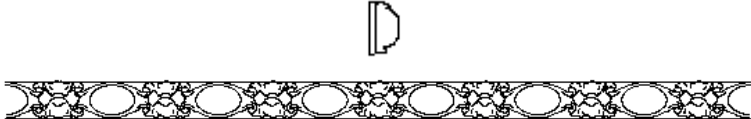

PR MOLD #	PICTURE	LEN.	WIDTH	DEP.	UNIT	WEIGHT
PR 1392		94"	1-1/2"	5/16"	EACH	
PR 1494		94"	1-1/4"	3/8"	EACH	
PR 1505		94"	9/16"	3/8"	EACH	
PR 1508		94"	1-3/4"	3/8"	EACH	1.6 LBS

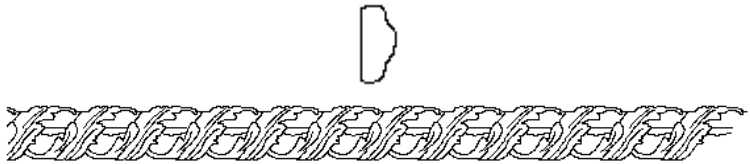
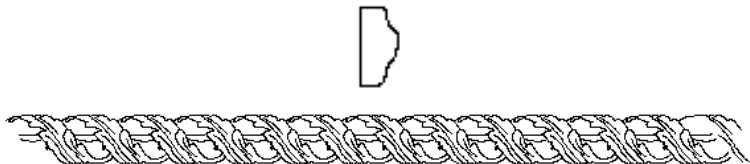
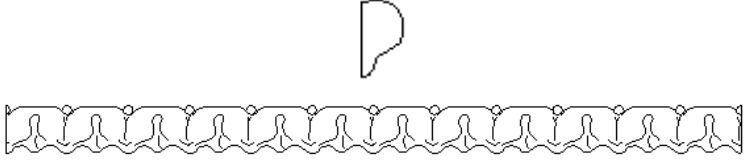
PR MOLD #	PICTURE	LEN.	WIDTH	DEP.	UNIT	WEIGHT
PR 1523		94"	1"	1/4"	EACH	
PR 1558		7"	9-1/4"	5/8"	PAIR	
PR 1596		6-1/4"	9"	1/2"	EACH	0.0 LBS
PR 1619		7-1/2"	5-1/2"	5/8"	EACH	

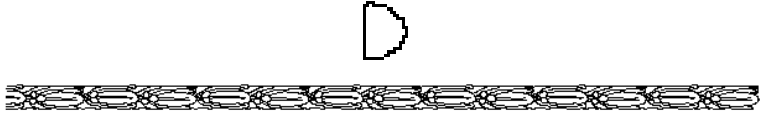
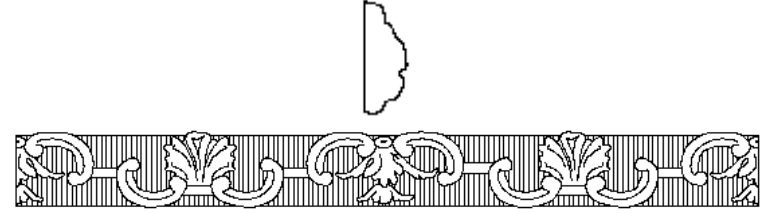
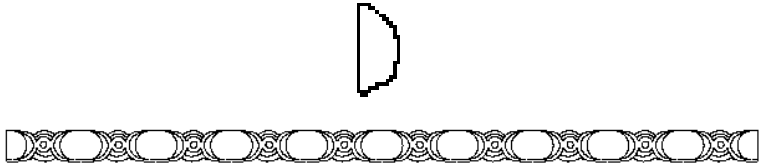
PR MOLD #	PICTURE	LEN.	WIDTH	DEP.	UNIT	WEIGHT
PR 1619 Cen		4"	7-1/2"	5/8"	EACH	
PR 1752		94"	1"	3/4"	EACH	
PR 2099		6"	5-1/4"	1/2"	EACH	
PR 2228		94"	1"	3/8"	EACH	


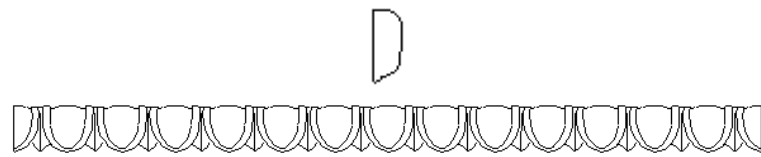
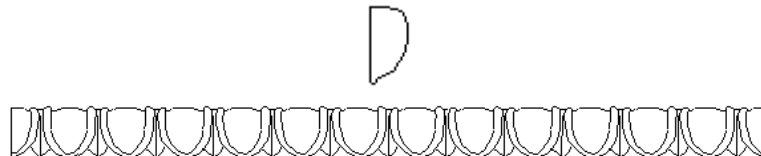
PR MOLD #	PICTURE	LEN.	WIDTH	DEP.	UNIT	WEIGHT
PR 2232		94"	1-7/16"	5/16"	EACH	
PR 2250		94"	1-7/16"	3/8"	EACH	
PR 2277		94"	3/4"	3/8"	EACH	
PR 2278		94"	3/4"	3/8"	EACH	




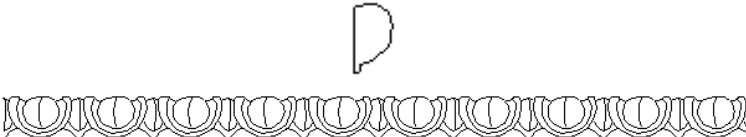
PR MOLD #	PICTURE	LEN.	WIDTH	DEP.	UNIT	WEIGHT
PR 2373		94"	7/8"	1/2"	EACH	
PR 2578		5"	7-1/4"	1/2"	PAIR	
PR 2616		94"	1-7/8"	3/8"	EACH	
PR 2733		94"	1"	7/16"	EACH	

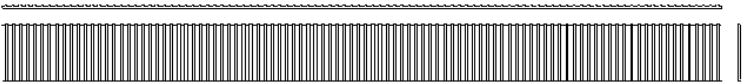
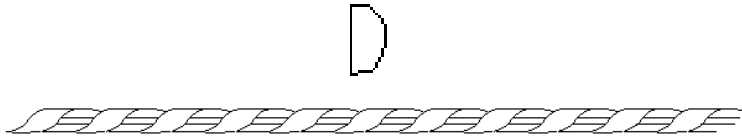

PR MOLD #	PICTURE	LEN.	WIDTH	DEP.	UNIT	WEIGHT
PR 2780 A		4-3/8"	5-1/2"		PAIR	0.0 LBS
PR 2780 B		5-1/2"	7-1/4"		PAIR	0.2 LBS
PR 3227		94"	1-1/8"	5/8"	EACH	
PR 3364		5-1/2"	9-1/4"	1/2"	EACH	

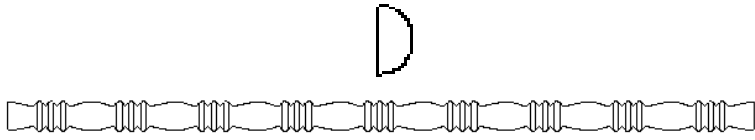
PR MOLD #	PICTURE	LEN.	WIDTH	DEP.	UNIT	WEIGHT
PR 3453L		94"	1/2"	3/16"	EACH	
PR 3453R		94"	1/2"	3/16"	EACH	
PR 3606		94"	1/2"	1/4"	EACH	
PR 3659		94"	1"	5/8"	EACH	

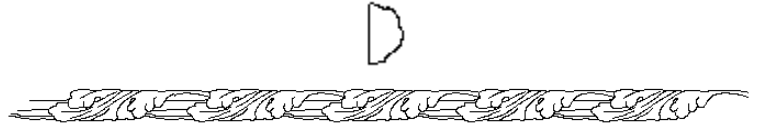
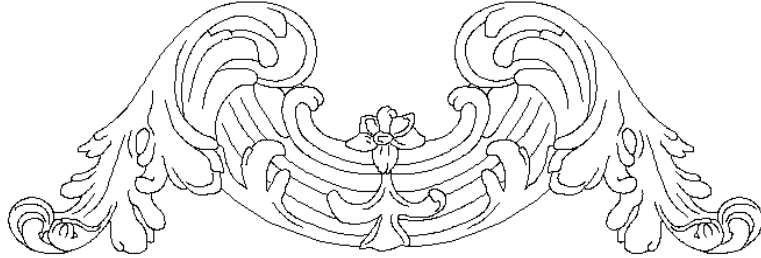

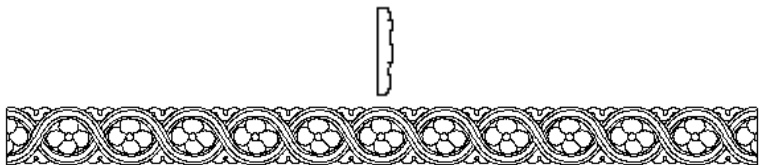
PR MOLD #	PICTURE	LEN.	WIDTH	DEP.	UNIT	WEIGHT
PR 3679		94"	5/8"	7/16"	EACH	
PR 3696		94"	7/8"	1/4"	EACH	
PR 3704		94"	9/16"	1/4"	EACH	
PR 3707		94"	1"	11/16"	EACH	

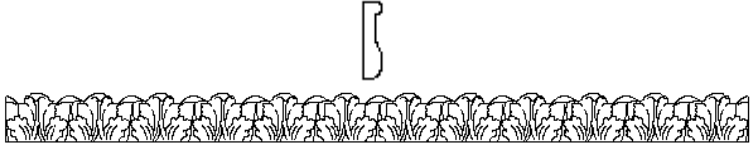

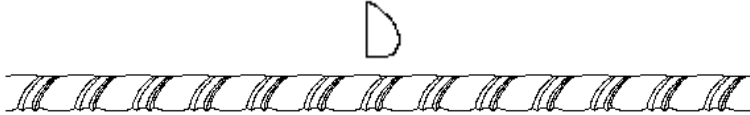
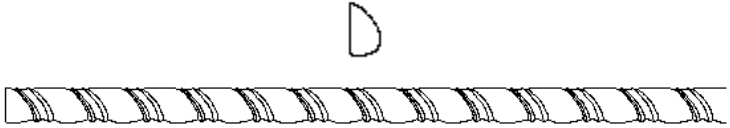
PR MOLD #	PICTURE	LEN.	WIDTH	DEP.	UNIT	WEIGHT
PR 3721		94"	2-3/8"	3/8"	EACH	
PR 3785		94"	9/16"	1/4"	EACH	
PR 3793		94"	3/4"	5/16"	EACH	
PR 3796		94"	1"	1/2"	EACH	1.6 LBS


PR MOLD #	PICTURE	LEN.	WIDTH	DEP.	UNIT	WEIGHT
PR 3801L		94"	3/4"	3/8"	EACH	
PR 3801R		94"	3/4"	3/8"	EACH	
PR 3802		94"	13/16"	5/8"	EACH	
PR 3810		94"	1/2"	1/4"	EACH	

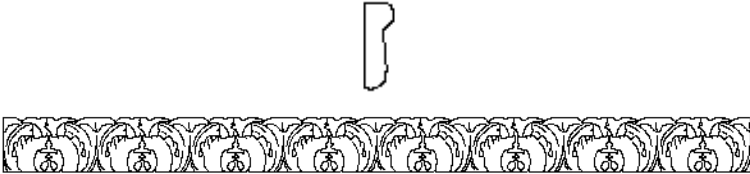

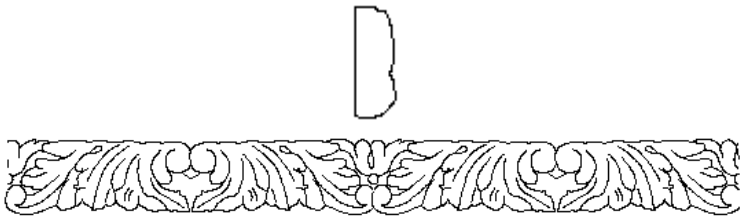
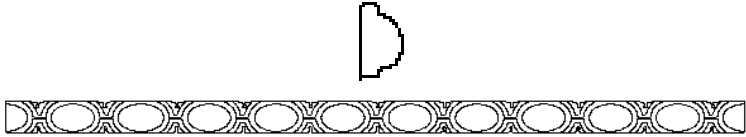
PR MOLD #	PICTURE	LEN.	WIDTH	DEP.	UNIT	WEIGHT
PR 3813		94"	1"	3/4"	EACH	
PR 3820		94"	2-1/2"	1/8"	EACH	
PR 3856L		94"	1/2"	1/4"	EACH	
PR 3856R		94"	1/2"	1/4"	EACH	


PR MOLD #	PICTURE	LEN.	WIDTH	DEP.	UNIT	WEIGHT
PR 3866		94"	1-1/8"	1/4"	EACH	
PR 3881		94"	5/8"	1/4"	EACH	
PR 3994		4-1/2"	7"	5/8"	EACH	
PR 4002		94"	1/2"	1/4"	EACH	



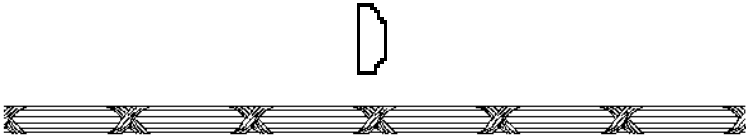
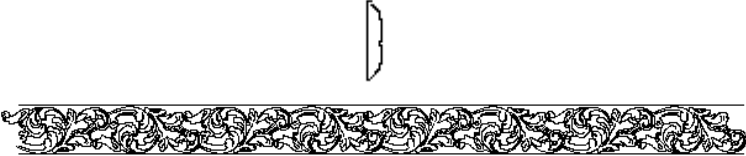
PR MOLD #	PICTURE	LEN.	WIDTH	DEP.	UNIT	WEIGHT
PR 4028		94"	9/16"	5/16"	EACH	
PR 4115		6-1/2"	8-3/4"	1/2"	PAIR	0.4 LBS
PR 4144		5"	7-1/4"	1/2"	PAIR	
PR 4153		94"	1-7/16"	3/16"	EACH	

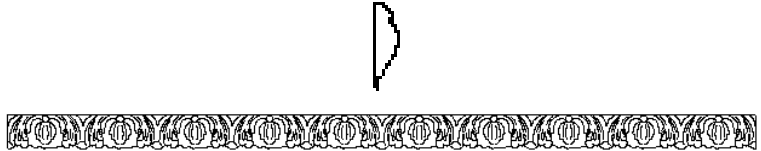
PR MOLD #	PICTURE	LEN.	WIDTH	DEP.	UNIT	WEIGHT
PR 4300		94"	1-1/8"	1/4"	EACH	
PR 4304		6-1/4"	6-3/4"	3/4"	EACH	
PR 4362L		94"	9/16"	3/8"	EACH	
PR 4362R		94"	9/16"	3/8"	EACH	

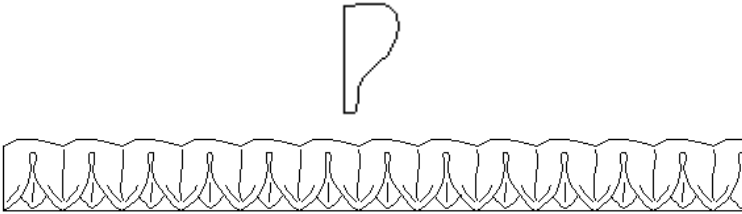


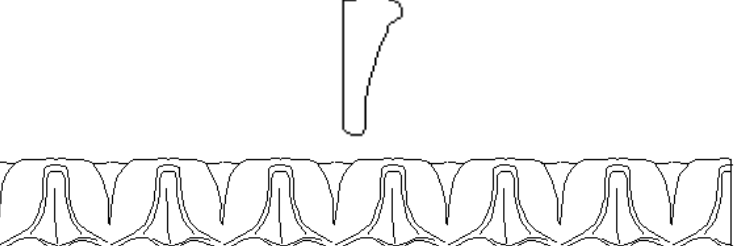
PR MOLD #	PICTURE	LEN.	WIDTH	DEP.	UNIT	WEIGHT
PR 4369		94"	13/16"	1/2"	EACH	
PR 4371		94"	5/8"	1/4"	EACH	
PR 4411		3-1/2"	4-1/4"	3/8"	PAIR	0.0 LBS
PR 4445		6-3/8"	7"	3/4"	EACH	


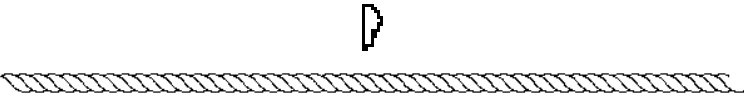
PR MOLD #	PICTURE	LEN.	WIDTH	DEP.	UNIT	WEIGHT
PR 4501	 <p>The image shows a vertical profile of a mould with a decorative notch at the top. Below it is a horizontal decorative border featuring a repeating pattern of stylized, symmetrical floral or scrollwork motifs.</p>	94"	1-1/8"	3/8"	FOOT	
PR 4502	 <p>The image shows a vertical profile of a mould with a decorative, symmetrical scrollwork design. Below it is a horizontal decorative border featuring a repeating pattern of stylized, symmetrical floral or scrollwork motifs.</p>	4-1/2"	6"	1/2"	PAIR	
PR 4521	 <p>The image shows a vertical profile of a mould with a decorative notch at the top. Below it is a horizontal decorative border featuring a repeating pattern of stylized, symmetrical floral or scrollwork motifs.</p>	94"	3/4"	3/8"	EACH	
PR 4540	 <p>The image shows a vertical profile of a mould with a decorative notch at the top. Below it is a horizontal decorative border featuring a repeating pattern of stylized, symmetrical floral or scrollwork motifs.</p>	94"	5/8"	3/8"	EACH	

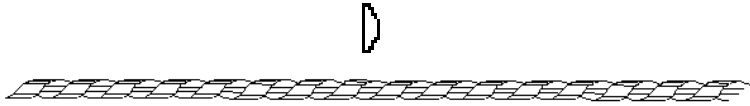
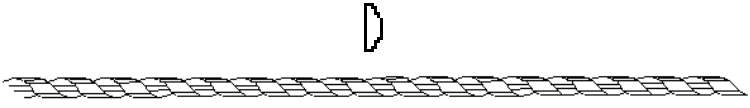
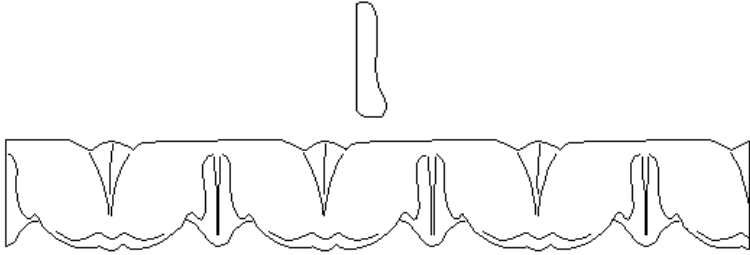
PR MOLD #	PICTURE	LEN.	WIDTH	DEP.	UNIT	WEIGHT
PR 4627		94"	2-1/2"	1/4"	EACH	
PR 4666		6"	5-1/4"	5/8"	EACH	
PR 4684 Cen		7-5/8"	5-1/4"	1/2"	EACH	
PR 4684 Cor		7-1/2"	6"	5/8"	EACH	

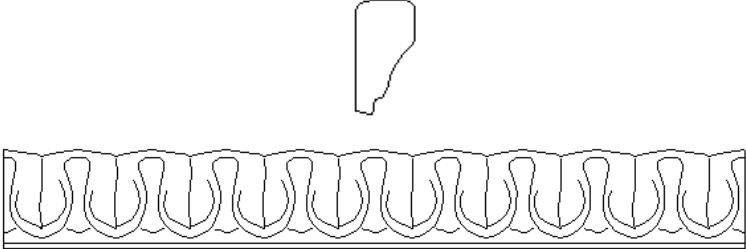

PR MOLD #	PICTURE	LEN.	WIDTH	DEP.	UNIT	WEIGHT
PR 4700		6-3/4"	10"	3/4"	EACH	
PR 4703		4-1/2"	7-1/2"	3/4"	EACH	
PR 4717		94"	13/16"	5/16"	EACH	
PR 4721		94"	2-5/8"	1/2"	EACH	1.6 LBS

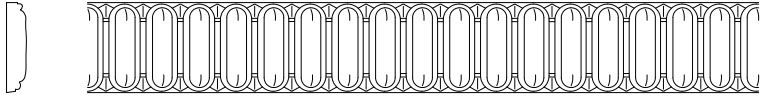

PR MOLD #	PICTURE	LEN.	WIDTH	DEP.	UNIT	WEIGHT
PR 4755		94"	7/8"	1/4"	EACH	
PR 4808 I Lin		94"	1-1/8"	5/16"	EACH	
PR 4808 I Cen		4"	11"	1"	EACH	
PR 4826		94"	1-3/8"	1/2"	EACH	

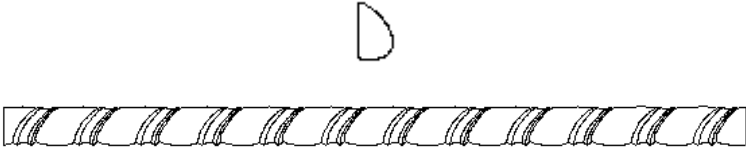
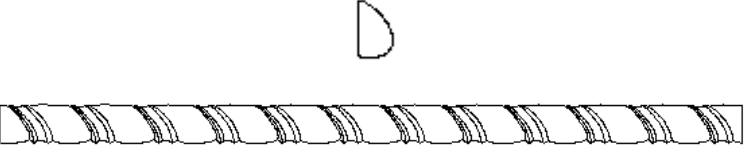
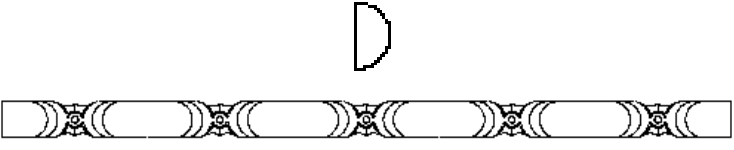
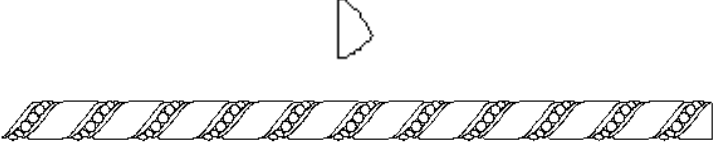
PR MOLD #	PICTURE	LEN.	WIDTH	DEP.	UNIT	WEIGHT
PR 5030		94"	3/4"	3/8"	EACH	
PR 5033		94"	1-1/4"	1/2"	EACH	
PR 5100		94"	5/8"	1/2"	EACH	
PR 5126		94"	7/8"	3/8"	EACH	



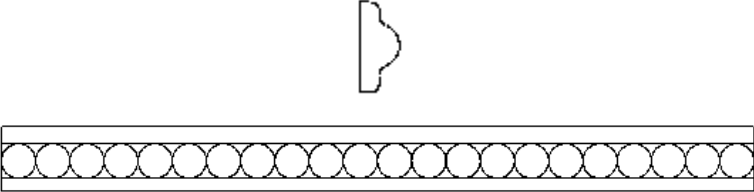
PR MOLD #	PICTURE	LEN.	WIDTH	DEP.	UNIT	WEIGHT
PR 5260 L/R		6-1/4"	8-1/4"	1/2"	PAIR	
PR 5374		94"	2-7/16"	1/4"	EACH	
PR 5381		94"	3/4"	5/16"	EACH	
PR 5411		94"	1-3/4"	1/8"	EACH	




PR MOLD #	PICTURE	LEN.	WIDTH	DEP.	UNIT	WEIGHT
PR 5432L		94"	1"	3/8"	EACH	
PR 5432R		94"	1"	3/8"	EACH	
PR 5441		94"	1"	1/4"	EACH	
PR 5447		94"	15/16"	1/4"	EACH	

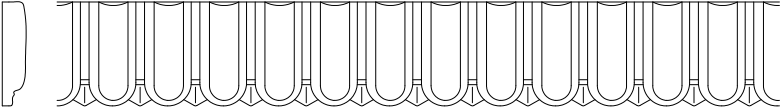
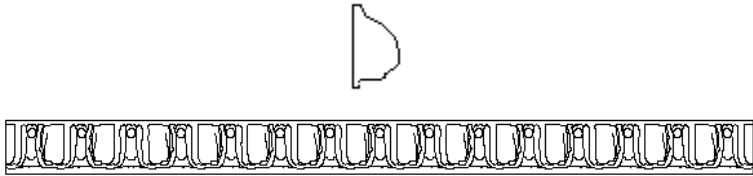
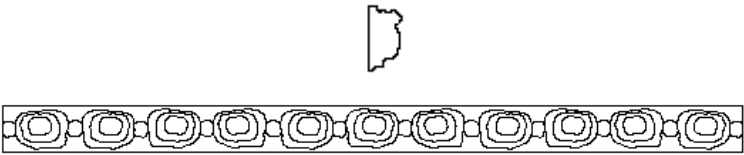
PR MOLD #	PICTURE	LEN.	WIDTH	DEP.	UNIT	WEIGHT
PR 5473		94"	1-3/16"	3/16"	EACH	
PR 5598		94"	7/8"	1/2"	EACH	
PR 5651		6-1/2"	8-1/2"	1/2"	EACH	
PR 5672		5-1/4"	10"	3/4"	EACH	

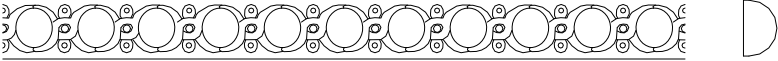
PR MOLD #	PICTURE	LEN.	WIDTH	DEP.	UNIT	WEIGHT
PR 5686		94"	3/4"	7/16"	EACH	
PR 5752		94"	1-1/4"	3/8"	EACH	
PR 5768		94"	3/4"	1/2"	EACH	
PR 5802		94"	1-1/8"	7/8"	EACH	


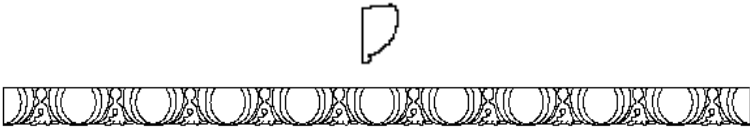
PR MOLD #	PICTURE	LEN.	WIDTH	DEP.	UNIT	WEIGHT
PR 5922L		94"	15/16"	1/2"	EACH	
PR 5922R		94"	15/16"	1/2"	EACH	
PR 6002		94"	5/8"	1/4"	EACH	
PR 6058		94"	5/8"	3/8"	EACH	

PR MOLD #	PICTURE	LEN.	WIDTH	DEP.	UNIT	WEIGHT
PR 6059		94"	2-5/16"	1/8"	EACH	
PR 6104		5-1/4"	8-1/4"	5/8"	EACH	0.4 LBS
PR 6110		94"	2"	3/8"	EACH	
PR 6113		94"	9/16"	1/4"	EACH	

PR MOLD #	PICTURE	LEN.	WIDTH	DEP.	UNIT	WEIGHT
PR 6120		7-1/4"	10-3/4"	3/4"	EACH	
PR 6167		94"	7/8"	3/8"	EACH	
PR 6168		94"	1"	1/2"	EACH	
PR 6187		94"	1-1/8"	7/16"	EACH	

PR MOLD #	PICTURE	LEN.	WIDTH	DEP.	UNIT	WEIGHT
PR 6207		94"	1-7/8"	7/16"	EACH	
PR 6235		94"	11/16"	3/8"	EACH	
PR 6251		94"	3/4"	1/2"	EACH	
PR 6252		94"	1/2"	1/4"	EACH	

PR MOLD #	PICTURE	LEN.	WIDTH	DEP.	UNIT	WEIGHT
PR 6255		94"	3/4"	5/16"	EACH	
PR 6291		5-1/4"	6"	1/2"	EACH	
PR 6498		94"	3/4"	7/16"	EACH	
PR 6504		94"	1-3/8"	3/4"	EACH	1.2 LBS

PR MOLD #	PICTURE	LEN.	WIDTH	DEP.	UNIT	WEIGHT
PR 6525		5-3/4"	4-3/4"	1/2"	EACH	0.2 LBS
PR 6652		94"	3/4"	1/2"	EACH	